

Indoor / Blinds / Shutters



Shutter Range

Combining timeless grandeur with durable practicality.

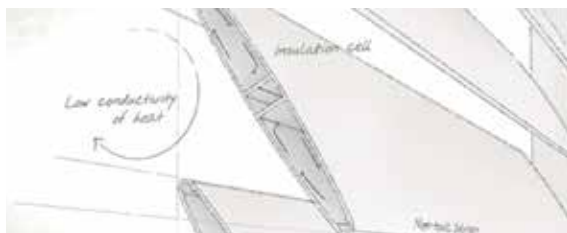
Weathermaster®



Eclipse™ Shutters - Hinged French Doors

Eclipse™ Polyresin Shutters

Canadian sourced, Eclipse™ Shutters have been proudly manufactured in Australia for the last 20 years. Made from an advanced polyresin compound, Weathermaster® Eclipse™ Shutters are the practical yet stylish solution for all areas of your home including the bathroom and wet areas. Virtually maintenance-free and made to look great for years to come.



Insulation Benefits

Eclipse™ Shutters allow you to control solar energy entering your windows and doors. Their cellular construction and low conductivity traps air, creating a layer of insulation that greatly reduces heat exchange and achieving an R-value in excess of 0.5 when used in conjunction with Low E Double Glazing. Reflecting the sun during the summer and allowing it into your home in winter, Eclipse™ Shutters also help reduce air-conditioning costs.

Industry leading warranty

The Weathermaster® Eclipse™ Shutters range is made-to-measure in our Australian factories and is specifically designed for the harsh UV and demanding weather conditions in New Zealand. They are guaranteed not to blister, peel, flake, corrode or fade, and come backed with our 20 Year Manufacturer's Warranty+.

Heavy duty

Paint-free and virtually maintenance-free, Eclipse™ Shutters are made from an advanced Polyresin compound guarantees they will not blister, peel, flake, corrode or fade, and are UV-stabilised for many years of performance in even the harshest climates.

Low maintenance

Durable and easy to clean, staining agents do not hold to the smooth polyresin surface of Eclipse™ Shutters. Soap and water are all it usually takes to get your shutters looking like new. You can even remove the shutters in seconds by yourself for a thorough clean. The non-porous surface also makes them the perfect choice for bathrooms, kitchens and high humidity areas.

Shorter lead time

Manufactured in Queensland Australia, allowing for convenient lead times, meaning you won't have to endure the typical wait associated with other shutters before you can start experiencing the benefits of the Eclipse™ range.

Safety First

Weathermaster® Eclipse™ Shutters create no dust, and their non-porous surfaces provide a barrier against harmful organisms. The polyresin compound in our shutters are formaldehyde-free and meet the stringent low VOC (volatile organic compound) requirements to be GreenGuard Certified.



Styles and Applications

The right frame and mounting options for your home



Hinged and Hinged Bi-Fold

This classic plantation shutter look consists of shutter panels that are hinged to a frame or window opening. Standard hinged systems can consist of one or more shutter panels hinged in a variety of configurations. Single panels can be individually hinged, or two panels may be hinged together from the frame in a hinged bi-fold design. Extended leadtime to be confirmed when placing an order for Speciality Shapes.



Bi-Fold on Track

The Bi-Fold on Track System allows up to 8 panels to be hinged together. Panels are connected to a top and bottom track, which both supports the panels and guides their folding movements. Bi-fold shutters are perfect for accommodating large windows and sliding glass doors.



By-Pass Sliding on Track

The Bypass Sliding on Track System allows shutter panels to slide past each other on top tracks to open and close and is perfect for sliding glass doors. This system also allows you to cover wide widths and is a beautiful way to treat sliding doors to match the rest of your windows.

NOTE:

Eclipse™ Shutters are not available in Skylight applications.

Extended leadtime to be confirmed when placing an order for Speciality Shapes.



Colour options

Weathermaster® Eclipse™ Shutters are available in three neutral colour choices to enhance your interior with their soft, matte appearance providing the look of a freshly painted shutter that will last for years to come. Our hinges are available in white, pearl, brass and stainless steel to coordinate with your preferred shutter colour.



White



Pearl



Vanilla

Please refer to physical samples for accurate colour selection and a full preview of our timber shutter finishes.

*Vanilla not available with 114mm Louvre options.

Louvre size option

Choose from a selection of 3 different louvre sizes

Achieve different lighting, ambience and view through.



64mm



89mm



114mm



Operation

Choose from a selection of three manual operating styles to match your home, from classic to contemporary.



SmartView®*

A patented gear-driven system for one-touch control and an unobstructed view. This system eliminates the traditional rear or front tilt bar, allowing you to adjust the louvres easily by hand. With no cords, this makes it the perfect child and pet-friendly option. *Supplied as standard with Eclipse™ Powerview® Shutter models only.



ClearView

With ClearView, you have an unobstructed view by having the tilt bar located on the window side of the louvre, giving the shutter a clean and contemporary look.



Traditional Tilt Bar

A traditional tilt bar provides the time-honoured look associated with conventional shutters that can close in both directions, unlike many shutters which are one-directional only. Our patented tilt bar has eliminated unsightly gears or staples which tend to rust or break.



The entire range of Weathermaster® Shutters are cord-free and designed with safety in mind for both young children and pets. They are compliant to the latest ACCC Child Safety Regulations to ensure they are safe for the occupants and visitors to the home.

PowerView® Shutters

Intelligent shades that simplify your life

Take Control

You can operate your shades with the touch of a button using the stylish Pebble® Remote Control, smartphone or tablet device (via the PowerView App), or with voice command using Google® Home, Apple HomeKit® or Amazon® Alexa®.



The PowerView Pebble Remote Control is ergonomically designed and is available in ten colours. Control up to six groupings of window treatments either individually or together.

Flexible Schedules

The PowerView App unlocks the full potential of PowerView Automation. Using the App on your smartphone or tablet, you can quickly create customised Scenes or schedules that control all the shades in your home to operate together or in any combination you desire. Easily schedule those Scenes to move your shades automatically at a set time or coordinate with Sunrise and Sunset.

Energy Efficient

Use customised scenes to tilt your shutters' louvres according to the sun's daily patterns. Having your louvres positioned just right can reduce solar heat gain in the summer and heat loss in the winter, and will help lower your energy bills.

Connect From Outside The Home

The RemoteConnect feature, along with an internet connection, allows you to operate your shutters from anywhere in the world, using your smartphone or tablet.

Child Friendly

Along with the added convenience of cordless operation, PowerView creates a safer environment for homes with young children and pets.

Battery Powered

Eclipse™ Shutters with PowerView Automation are battery powered so an electrician is not required for installation. The battery pack is hidden in the top or bottom rails, so there is nothing to mar the beauty of your shutters.

Smart Home Automation

PowerView is a cost effective automation solution. The PowerView Hub can integrate with your existing home automation systems like Google Assistant, Apple HomeKit and Amazon Alexa to create a whole-home connected experience.



Why choose PowerView Shutters?

Weathermaster® Eclipse™ PowerView Shutters are ideal for high or hard to reach window locations or any windows where the ease of hands free operation is desired. An exclusive override feature allows manual operation without causing any damage to the motor.

In most cases, you can operate multiple louvre sections horizontally across 2 separate panels using a single motor for a cost-efficient design.

Both the motor and battery pack are cleverly concealed within the frame for a sleek, unobtrusive finish.



Specialty applications

Custom made to fit many different shaped windows



French Doors

The beauty of Weathermaster® Shutters is not meant for windows alone. Our French Door Cutout has been specifically designed to be functional so that you can open and close the entire shutter portion of your French Door as well as allowing the handle of the door to operate freely without interference from the shutter.




Bay & Corner Windows

Shutters can also be applied to bay windows and corner windows, usually as standard rectangular installations.



Arches

Arches can come in many different sizes and configurations, including stationary, extended, half-circle, half moon, quarter circle, perfect, imperfect and eyebrow arches.



Angles

Angled windows come in many variations, including right triangles, isosceles triangles and top/bottom-sloped windows.



Hexagons & Octagons

While unique window shapes such as hexagons and octagons are not as common as other window shapes, Weathermaster® still offer you the opportunity to cover them.

Eclipse™ Shutters can help you to achieve a stylish look along with beauty, durability and reliability in almost any window.



Timber Shutters - Hinged Bi-Fold

Timber Shutters

Weathermaster® Timber Shutters are a window shade, design element and joinery feature all-in-one. They add value to your property. They are a beautiful combination of functionality, durability and practicality in a window covering. They are more than just a basic window covering; providing light and heat control, while adding style and value to your home. Each shutter is custom made to your window or doors exact specifications.



Built to last

All timber used in the manufacturing process for Weathermaster® timber shutters is sourced from sustainable forestry. Premium quality, this kiln-dried timber is light, strong and extremely stable.

Keeping you comfortable

Our timber shutters have built-in features for flexible light control and optimal privacy, whilst help softening exterior noise and providing added insulation.

Versatile

Because there are three ways to construct and fit shutters - Hinged, Bi-Fold and Sliding - you can use them throughout your home.

Superior Finish

Louvres and profiles are carefully prepared and undergo an exacting process to ensure a fine lustrous and durable finish. Superior painting and staining processes ensure a smooth and consistent finish over the entire shutter. The finish resists cracking, chipping and peeling.

Quality first

Our timber shutters are expertly crafted with classical dovetail construction and are built to endure with the reassurance of the Weathermaster® guarantee of up to 5 years.

Application Styles

The right frame and mounting options makes life a little easier



Hinged and Hinged Bi-Fold

This classic plantation shutter look consists of shutter panels that are hinged to a frame or window opening. Standard hinged systems can consist of one or more shutter panels hinged in a variety of configurations. Single panels can be individually hinged, or two panels may be hinged together from the frame in a hinged bi-fold design.



Bi-Fold on Track

The Bi-Fold on Track System allows up to 8 panels to be hinged together. Panels are connected to a top and bottom track, which both supports the panels and guides their folding movements. Bi-fold shutters are perfect for accommodating large windows and sliding glass doors.



By-Pass Sliding on Track

The Bypass Sliding on Track System allows shutter panels to slide past each other on top tracks to open and close and is perfect for sliding glass doors. This system also allows you to cover wide widths and is a beautiful way to treat sliding doors to match the rest of your windows.



Colour options

Offered in a range of timeless paint and stain options to enhance any interior

Weathermaster® Timber painted and stained shutters transform both traditional and contemporary interiors. Weathermaster® Timber painted shutters are made from 100% premium poplar, a low-density light coloured hardwood, which possesses a fine texture and flawless finish. Available in a range of popular stains, the indistinct grain enhances the colouring process for a uniform texture across both lighter and darker shades.

Louvre size option

Choose from a selection of 3 different louvre sizes

Achieve different lighting, ambience and view through.



64mm



89mm



114mm



Operation

Choose from a selection of two manual operating styles to match your home, from classic to contemporary.



ClearView

With ClearView, you have an unobstructed view by having the tilt bar located on the window side of the louvre, giving the shutter a clean and contemporary look.



Traditional Tilt Bar

A traditional tilt bar provides the time-honoured look associated with conventional shutters that can close in both directions, unlike many shutters which are one-directional only. Our patented tilt bar has eliminated unsightly gears or staples which tend to rust or break.



The entire range of Weathermaster® Shutters are cord-free and designed with safety in mind for both young children and pets. They are compliant to the latest ACCC Child Safety Regulations to ensure they are safe for the occupants and visitors to the home.

Specialty applications

Custom made to fit many different shaped windows



French Doors

The beauty of Weathermaster® Shutters is not meant for windows alone. Our French Door Cutout has been specifically designed to be functional so that you can open and close the entire shutter portion of your French Door as well as allowing the handle of the door to operate freely without interference from the shutter.




Bay & Corner Windows

Shutters can also be applied to bay windows and corner windows, usually as standard rectangular installations.



Arches

Arches can come in many different sizes and configurations, including stationary, extended, half-circle, half moon, quarter circle, perfect, imperfect and eyebrow arches.



Angles

Angled windows come in many variations, including right triangles, isosceles triangles and top/bottom-sloped windows.



Hexagons & Octagons

While unique window shapes such as hexagons and octagons are not as common as other window shapes, Weathermaster® still offer you the opportunity to cover them.

*External use not suitable for Timber Shutter model.

+ Conditions apply. Visit weathermaster.co.nz for Warranty details. Weathermaster® Eclipse™ Shutters have a 20 year warranty. Five-year warranty applies to Shutter hardware. © GREENGUARD is a registered Trade Mark of UL LLC, a Delaware Limited Liability Company. © Google is a registered Trade Mark of Google LLC. © Apple and Apple HomeKit are trademarks of Apple Inc., registered in the U.S. and other countries. © Amazon and Alexa are registered Trade Marks of Amazon Technologies, Inc.

Weathermaster®

Call 0800 10 27 10 for a free consultation
or visit [Weathermaster.co.nz](https://www.weathermaster.co.nz)

Blinds | Awnings | Shutters | Umbrellas